

**From Application to Job Offer:  
Ensuring a Positive Job Seeker  
Experience Throughout**

**Author: Dr. T Padmavathy**  
Quality Education Specialist







**WWW.TEACHCONNECT.IN**

Contact:

 9398220032

 [cre.teachconnect@gmail.com](mailto:cre.teachconnect@gmail.com)

Follow us on:    

Download App:  Google Play

## About the Author

**Dr. Padmavathy Tungaturthi stands as a dynamic force in the realm of education, embodying the roles of a Youtuber, author, Managing Director for TeachConnect, educationist, academician, teacher trainer, principal mentor, and advisor for schools. Her journey reflects a deep-seated commitment to revolutionize education through various facets. From her digital presence, where she shares innovative teaching methodologies and thought-provoking discussions, to her authored works that resonate with educators and learners alike, she's a catalyst for change. As a guiding light for schools, her advisory role shapes institutions toward educational excellence. At the helm of TeachConnect, her visionary leadership bridges gaps in modern pedagogy, fostering collaboration among educators. Dr. Padmavathy's multifaceted impact underscores her legacy in shaping the future of education.**

## Introduction:

Congratulations! You've embarked on an exciting journey towards finding your dream job.

Dropping your application on **TeachConnect** , to find your dream job in your locality, will give you many opportunities to find a dream job.

In this flip book, we'll guide you through the entire process, from submitting your application to landing that coveted job offer. We understand that searching for employment can be a daunting task, but fear not, as we are here to provide you with valuable insights and strategies to ensure a positive job seeker experience from start to finish. Let's begin!



# JOB APPLICATION

## APPLICANT INFORMATION

# RESUME

## CAREER OBJECTIVE

# Chapter 1: Crafting a Standout Application

# JOB APPLICATION

## APPLICANT INFORMATION

Last Name	First	M.I.	Date
Street Address	State	Apartment/Unit #	
City	E-mail Address	ZIP	
Phone	Social Security No.	Desired Salary	
Date Available			
Position Applied for	YES	NO	If no, are you authorized to work in the U.S.? YES NO
Are you a citizen of the United States?	YES	NO	If so, when?
Have you ever worked for this company?	YES	NO	If yes, explain
Have you ever been convicted of a felony?	YES	NO	

9398220038

[www.teachconnect.in](http://www.teachconnect.in)

[cre.teachconnect@gmail.com](mailto:cre.teachconnect@gmail.com)

Address

- Understanding the job requirements and tailoring your application accordingly. Prepare a resume which suits the job requirement for teaching position.

- Crafting an eye-catching resume and cover letter that showcase your skills and achievements.



Your skills must be your achievements and your duties must reflect your achievements. Craft your resume accordingly.

- Highlighting your unique selling points to stand out from the competition. How are you different from others, please mention. Why should you get this job, make a few points on this aspect.



- Tips for showcasing your experience even if you're a recent graduate or transitioning to a new industry.

Just think about this. You must have done your duties somewhere else during your college or school experience. Show the interviewer your traits and bent of mind.





# Chapter 2: Navigating the Job Search Landscape



- Utilizing online job boards, school websites, and social media platforms in your job search.

Just browse the websites of schools, you will understand the recent trends, update and upskill yourself with these skills. Eventually , one skill at a time.

- Staying organized and managing multiple applications efficiently.

When you find many job postings on **TeachConnect**, Organize yourself and understand which jobs suit you. Apply only to those positions where you feel you can work with passion.



# Chapter 3: Preparing for STAR Interviews






- Researching the School and the role to demonstrate your genuine interest.

It will be useful to research on the website and do some networking to know more about the school. The important factors, the niche of the school are important to know before attending the interview.

- Understanding common interview formats and types of questions you may encounter.

Browse for the STAR interview questions on the internet. Note down a few questions which you think are important. Prepare well for those questions.



- Crafting compelling answers that showcase your skills and alignment with the School's niche and values.

Take out cues from those answers which you have prepared. Design and craft your skills as duties and prepare some more answers to face the interview.

- Mastering the art of non-verbal communication and building rapport with your interviewer.

Your body language is equally important as your verbal language. Your tone must sync with the body language and the content you are speaking.



# Chapter 4: Acing the Interview Process

**HIRED!**



- Handling pre-interview jitters and maintaining confidence throughout the process. This is important to feel. That means you have worked on the interview. Eustress will help you be focused on the job.

- Nailing phone and video interviews with tips for effective virtual communication. Set up your audio or video equipment, if audio, dress appropriately as if it were an offline interview. Focus on the interview, without any distractions.



- Excelling in behavioral and situational interviews. Case study interviews are important. Gather a few case studies. Answer them before hand. Create mock situations too . Answer them to prove that you have done them earlier.

- Following up after the interview to leave a lasting impression. After all , the interviewer has spent time getting to know you more. Thank him for his time and the opportunity. You can send a mail too or a text message.



# Chapter 5: Evaluating Job Offers Wisely

**JOB OFFER LETTER**

- Understanding the components of a job offer, including salary, benefits, and other perks.

Be clear and understand first, what the HR would want to communicate to you.

You can ask the HR to be more specific if you are unclear about the information given to you.

- Negotiating for a fair compensation package without losing the offer.

Be tactful, understand the terms and conditions, be clear from your side.

Any thing which you wish to know better , you can ask them again.



- Considering the company culture, growth opportunities, and work-life balance when making a decision.

Will you be a fit in the organisation. Can you fit into the job and culture. You need to judge on this concept before accepting the offer.

- Handling multiple job offers with grace and professionalism.

You can definitely work on many. But remember that your choice must be prudent and you turning down the offer has to be professional.

# Chapter 6: Embracing a Smooth Onboarding Process

**ONBOARDING**

- Preparing for your first day and making a great impression from the start.  
Being informed and organised is the only way to make a good impression about yourself and your passion for your profession.

- Building relationships with colleagues and supervisors during the onboarding period.

Collaboration is important. Your colleagues are important to you too because education line has to be vertical and horizontal.



- Setting short-term and long-term goals for personal and professional growth within the organization.

Prepare yourself for the vision you have created for yourself. Align yourself with the vision and the mission of the school and the Board to which you are affiliated to.

- Seeking support and resources to excel in your new role.

Make an effort to find out how you can obtain support from the members in the organisation. Know the hierarchy. This will be useful to quickly understand your accountability.

**Conclusion:**

Your job search journey may have come to an end, but your career adventure is just beginning. By following the guidance provided in this flip book, you've equipped yourself with the tools to ensure a positive job seeker experience. Remember, finding the right job is not only about the destination but the experiences and growth you encounter along the way. Embrace each step of the process, and with perseverance and confidence, you'll find yourself in a fulfilling and rewarding career. Best of luck on your new path!



# TEACHCONNECT



[WWW.TEACHCONNECT.IN](http://WWW.TEACHCONNECT.IN)

**WISH YOU  
ALL THE BEST**